



Kitchen Appliances Collection 2025

Lek

 **Domain**
Quality appliances for everyday living

The kitchen is the life and soul of the home.

The kitchen is the source of all the captivating smells and sounds emanating throughout the home.

It is the focal point for our guests and family when entertaining.

CONTENTS

Introduction	2
60cm Appliances Options	4
90cm Appliances Options	6
90cm Freestanding Oven Options	8
Suggested Upgrades	9
Top Mount Sink and Tap Options	10
Under Mount Sink and Tap Options	11
Technical Drawings	12
Contact and Warranty	14

Escapism from our hectic and complex lifestyles is becoming more important. We seek our own personalised space, a personal retreat and most importantly, the sense of home. Home is our primary place where we love and grow with our family and friends.

We turn to food for great pleasure and expect great experience from our food. In food we seek premium quality, try interesting new culinary techniques and indulge in flavours from all around the world all whilst also searching for the freshest ingredients.

We look for the ability to perform a quick easy convenient meal whilst also being able to prepare delicious weekend family feasts. This is why we need appliances that fit in and suit our needs in our ever changing lifestyle.

Domain's new appliance range represents innovative, affordable, quality that integrates within your kitchen and your changing lifestyle.

"Quality appliances for everyday living."



60cm Appliances Options



DEO-316

5 Function Fan Forced Electric Oven - 600mm

FUNCTIONS

Defrost
Light
Fan Forced
Radiant Grilling
Grilling and Fan

FEATURES

- 5 Functions
- Triple Glazed Glass Door
- 70 Litre Capacity
- Closed Door Grill
- Easily Removable Door
- Cavity Cooling System
- Stainless Steel Fascia
- LED Display
- Aluminium Knobs
- Digital Timer
- 10 Amp Plug - Plugs into a standard powerpoint
- Dimensions (WxHxD): 595mm X 595mm X 575mm



DEO-502

5 Function Fan Forced Electric Oven - 600mm

FUNCTIONS

Defrost
Light
Fan Forced
Radiant Grilling
Grilling and Fan

FEATURES

- 5 Functions
- Triple Glazed Glass Door
- 70 Litre Capacity
- Closed Door Grill
- Easily Removable Door
- Cavity Cooling System
- Stainless Steel Fascia
- LED Display
- Aluminium Knobs
- Digital Timer
- 10 Amp Plug - Plugs into a standard powerpoint
- Dimensions (WxHxD): 595mm X 595mm X 575mm



DEO-913


14 Function Pyrolytic Fan Forced Electric Oven - 600mm

FUNCTIONS

Light	Conventional & Fan
Defrost	Convection
Conventional	Pizza
Radiant Heat	Fermentation
Double Grilling	ECO
Double Grill & Fan	Pyrolytic
Bottom Heat	Air Fry

FEATURES

- 14 Functions
- Pyrolytic Self Cleaning
- Quad Glazed Full Glass Door
- Black Satinless Steel Design
- Huge 72 Litre Capacity
- Closed Door Grill
- Grill Rack and Tray
- Telescopic Runners
- Air Fry Mode and Basket
- Easily Removable Door
- Enamel Cavity for Easy Cleaning
- Cavity Cooling System
- Digital LED Control Panel
- Push/Pull Aluminium Knobs
- 9 Hour Timer
- 15 Amp Plug
- Dimensions (WxHxD): 595mm X 595mm X 575mm



SSW-60

Stainless Steel Gas Cooktop + Cast Iron Trivets - 594mm

FEATURES

- 4 Burners
- Stainless Steel Base
- Flame Failure Safety Device
- Triple Ring Wok Burner
- Slim Line Design
- Cast Iron Trivets
- Electric Ignition Under Knob
- Front Knob Controls
- One Piece Press for Ease of Cleaning

TECHNICAL INFORMATION

Triple Ring Wok Burner

13.5 MJ/h


2x Semi Rapid Burner

6.3 MJ/h

Auxiliary Burner

4.3 MJ/h

Appliance fitted with a 10amp 3 pin plug.
LPG Jets available on request



CEC60-T2

Ceramic Glass Electric Cooktop with Touch Controls - 590mm

FEATURES

- Four Hot Plates Including 1 Double Ring
- Thermostat
- Residual Heat Indicator
- Easy to Clean
- 9 Stage Power Setting
- Child Safety Lock
- Timer

TECHNICAL INFORMATION

Front Left Burner

1800W

Rear Left Burner

1200W

Front Right Burner

1200W

Rear Right Burner

2200W

Maximum Load at 230V - 6400W



SLR-60E

Stainless Steel Inbuilt Slide Out Rangehood - 600mm

FEATURES

- Slide Out
- Auto On/Off Switch
- Slimline 40mm Fascia
Stainless Steel Fascia
- 65W Barrel Motor
- 2.0W LED Light
- Dual Speed Fan
- 500m³/h Air Flow
- Dual Five Layer Aluminium Filters
- Dishwashable Filter
- 150mm Diameter Outlet

NOTE

*Includes a pair of Charcoal filters
(required in re-circulating use)*



SRC-60-REC

Stainless Steel Inbuilt Slide Out Rangehood - 600mm

FEATURES

- Slide Out
- Auto On/Off Switch
- Stainless Steel Fascia Panel
- Ducted or Front Recirculating
- 65w Barrel Motor
- 2 X 40W Lamps
- Dual Speed Fan
- 500m³/h Air Flow
- Dual Five Layer Aluminium Filters
- Dishwashable Filters
- 150mm Diameter Outlet

NOTE

*Includes a pair of Charcoal filters
(required in re-circulating use)*



UMH-52B

Stainless Steel Under Mount Rangehood - 520mm

FEATURES

- Sleek Inbuilt Under Mount Design
- 2 X 2W LED Lights
- Triple Speed Fan
- Stainless Steel Panel
- 210w Large Barrel Motor
- 750m³/h Air Flow
- Push Button Controls
- Premium Designer Aluminium Filter
- Dishwashable Filter
- 150mm Diameter Outlet

NOTE

*Includes a pair of Charcoal filters
(required in re-circulating use)*



DW60-B1

12 Place Stainless Steel Dishwasher - 600mm

FEATURES

- Electronic Freestanding Dishwasher
- 12 Standard Place Settings
- 4 Washing Programs
- Adjustable Height Upper Basket
- Flat Panel Modern European Design
- Stainless Steel Interior
- Delay Start (3/6/9hrs)
- Adjustable Automatic Rinse Agent Dispenser
- Automatic Detergent Dispenser
- Safety Interlock Door Mechanism
- Super Quiet 49dB Operation
- Removable Top For Built-in Installation
- 4.5 Star Water Rating
- 3.0 Star Energy Rating
- WELS & MEPS Approved



DW60-ET

15 Place Black Stainless Steel Dishwasher - 600mm

FEATURES

- Electronic Freestanding Dishwasher
- 15 Standard Place Settings
- Extra Dry Function
- 8 Washing Programs
- Auto Open for Improved Drying
- Top Cutlery Tray
- Large Touch Control LED Display
- Height Adjustable Upper Basket
- Dualzone Wash (Half Load) Function (Upper or Lower)
- Stainless Steel Interior Tub
- Automatic Rinse Agent Dispenser
- Automatic Detergent Dispenser
- Delay Start (1 - 24hrs)
- Advanced Filtering System
- Collapsible Plate Rack
- Child Safety Lock
- Super Quiet 42dB Operation
- Removable Top For Built-in Installation
- 5.0 Star Water Rating
- 4.0 Star Energy Rating
- 11.98 L per wash
- WELS & MEPS Approved

90cm Appliances Options



DEO-X90

Stainless Steel 10 Function Fan Forced Electric Oven - 900mm

FUNCTIONS

Light
Defrost
Double Grill with Fan Assist
Double Grill
Grill
Top and Bottom Elements with Fan Assist
Top and Bottom Elements
Bottom Element
Fan Forced
ECO (Fan Forced, no lamps, energy saving)

FEATURES

- Huge 94 Litre Capacity
- Modern Designer Fascia
- Thin Stainless Steel Fascia
- Stainless Steel Handle
- Triple Glazed Glass Doors
- Easy Removable Door+Shelf Supports
- Cavity Cooling System
- Digital LED Timer Control Panel
- Premium Push/Pull Knobs
- Heavy Duty Build
- Dual Lamp



DEO-X90B


Black Glass 10 Function Fan Forced Electric Oven - 900mm

FUNCTIONS

Light
Defrost
Double Grill with Fan Assist
Double Grill
Grill
Top and Bottom Elements with Fan Assist
Top and Bottom Elements
Bottom Element
Fan Forced
ECO (Fan Forced, no lamps, energy saving)

FEATURES

- Huge 94 Litre Capacity
- Rotisserie Function
- Modern All-Black Fascia
- Black Stainless Steel Handle
- Triple Glazed Glass Doors
- Easy Removable Door + Shelf Supports
- Cavity Cooling System
- Digital LED Timer Control Panel
- Premium Black Push/Pull Knobs
- Heavy Duty Build
- Dual Lamp



SSW-90

Stainless Steel Gas Cooktop + Cast Iron Trivets - 860mm

FEATURES

- 5 Burners
- Stainless Steel Base
- Flame Failure Safety Device
- Side Triple Ring Wok Burner
- Slim Line Design
- Cast Iron Trivets
- Electric Ignition Under Knob
- Front Knob Controls
- One Piece Press for Ease of Cleaning

TECHNICAL INFORMATION

Wok Burner

13.5 MJ/h

Rapid Burner

10.8 MJ/h

2x Semi Rapid Burners

6.3 MJ/h

Auxiliary Burner

4.3 MJ/h

Appliance fitted with a 10amp 3 pin plug.
LPG Jets available on request



CEC90

Ceramic Glass Electric Cooktop with Touch Controls - 900mm

FEATURES

- Four Hot Plates Including
1 Double Ring and 1 Dual Zone
- Thermostat
 - Residual Heat Indicator
 - Easy to Clean
 - 9 Stage Power Setting
 - Child Safety Lock
 - Timer

TECHNICAL INFORMATION

Front Left Burner

2200 / 1100W

Rear Left Burner

2000 / 1100W

Front Right Burner

1200W

Rear Right Burner

1800W

Maximum Load at 230V - 7800W



GGW-90

Gas on Glass Cooktop + FFD + Side Wok Burner - 900mm

FEATURES

- 5 Burners
- Stylish Black Glass Base
 - Flame Failure Safety Device
 - Side Triple Ring Wok Burner
 - Cast Iron Trivets
 - Electric Ignition Under Knob
 - Black Front Knob Controls
 - Easy to Clean

TECHNICAL INFORMATION

Wok Burner

13.5 MJ/h

Rapid Burner

10.8 MJ/h

2x Semi Rapid Burners

6.3 MJ/h

Auxiliary Burner

4.3 MJ/h

Appliance fitted with a 10amp 3 pin plug.
LPG Jets available on request



SLR-90E

Stainless Steel Inbuilt Slide Out Rangehood - 900mm

FEATURES

- Slide Out
- Auto On/Off Switch
- Slimline 40mm Fascia
- Stainless Steel Fascia
- 65W Barrel Motor
- 2 x 2.0W LED Light
- Dual Speed Fan
- 500m³/ hr Air Flow
- Dual Five Layer Aluminium Filters
- Dishwashable Filters
- 150mm Diameter Outlet

Note

Charcoal filters are sold separately
(required in re-circulating use)



UMH-90B

Stainless Steel Under Mount Rangehood - 900mm

FEATURES

- Sleek Inbuilt Under Mount Design
- 2 X 2W LED Lights
- Triple Speed Fan
- Stainless Steel Panel
- 210w Large Barrel Motor
- 750m³/h Air Flow
- Push Button Controls
- Premium Designer Aluminium Filters
- Dishwashable Filter
- 150mm Diameter Outlet

Note

Charcoal filters are sold separately
(required in re-circulating use)



PRH-90S

Stainless Steel Flat Canopy Rangehood - 900mm

FEATURES

- Wall Mounted
- Stylish Flat Stainless Steel Design
- Invisible LCD Touch Controls
- Powerful Die Cast 320w Large Barrel Motor
- Huge 1000m³/h Air Flow
- Quad Speed Fan
- Bright Low Power 8W LED Stripe
- 99 Minute Timer
- Five Layer Aluminium Filters
- Premium Dishwasherable Filters
- Designer Hinged Baffle Plate
- 150mm Diameter Outlet
- Stainless Steel Telescopic Flue Extendable to 1.0m

Note

Charcoal filters are sold separately
(required in re-circulating use)



DW60-B1

12 Place Stainless Steel Dishwasher - 600mm

FEATURES

- Electronic Freestanding Dishwasher
- 12 Standard Place Settings
- 4 Washing Programs
- Adjustable Height Upper Basket
- Flat Panel Modern European Design
- Stainless Steel Interior
- Delay Start (3/6/9hrs)
- Adjustable Automatic Rinse Agent Dispenser
- Automatic Detergent Dispenser
- Safety Interlock Door Mechanism
- Super Quiet Operation
- Removable Top For Built-in Installation
- 49dB
- 4.5 Star Water Rating
- 3.0 Star Energy Rating
- WELS & MEPS Approved



DW60-ET

15 Place Black Stainless Steel Dishwasher - 600mm

FEATURES

- Electronic Freestanding Dishwasher
- 15 Standard Place Settings
- Extra Dry Function
- 8 Washing Programs
- Auto Open for Improved Drying
- Top Cutlery Tray
- Large Touch Control LED Display
- Height Adjustable Upper Basket
- Dualzone Wash (Half Load) Function (Upper or Lower)
- Stainless Steel Interior Tub
- Automatic Rinse Agent Dispenser
- Automatic Detergent Dispenser
- Delay Start (1 - 24hrs)
- Advanced Filtering System
- Collapsible Plate Rack
- Child Safety Lock
- Super Quiet 42dB Operation
- Removable Top For Built-in Installation
- 5.0 Star Water Rating
- 4.0 Star Energy Rating
- 11.98 L per wash
- WELS & MEPS Approved

90cm Freestanding Oven Options



FBC90

Black Glass Fascia
Freestanding Cooker - 900mm

FUNCTIONS

- Defrost
- Light
- Bottom Element
- Grill Element
- Top and Grill Element
- Top and Grill Element and Fan
- Conventional Fan Forced
- Top and Bottom Element
- Top and Bottom Element and Fan
- +3 Rotisserie Modes

COOKTOP FEATURES

- Finger Mark Resistant Stainless Steel
- 5 Burner Gas Cooktop
- 2 Rapid Burners, 1 Semi Rapid, 1 Aux Burner and 1 Central Wok Burner
- Cast Iron Trivets
- Flame Failure Device

OVEN FEATURES

- Dual Fans for Quick Pre-heat
- Tangential Cooling Fan
- Triple Glazed Glass Door
- LED Programmable Timer
- Huge 112L Oven Volume
- Catalytic Self Cleaning Liners
- Rotisserie



FCS90

Stainless Steel Fascia
Freestanding Cooker - 900mm

FUNCTIONS

- Defrost
- Light
- Bottom Element
- Grill Element
- Top and Grill Element
- Top and Grill Element and Fan
- Conventional Fan Forced
- Top and Bottom Element
- Top and Bottom Element and Fan
- +3 Rotisserie Modes

COOKTOP FEATURES

- Finger Mark Resistant Stainless Steel
- 5 Burner Gas Cooktop
- 2 Rapid Burners, 1 Semi Rapid, 1 Aux Burner and 1 Central Wok Burner
- Cast Iron Trivets
- Flame Failure Device

OVEN FEATURES

- Dual Fans for Quick Pre-heat
- Tangential Cooling Fan
- Triple Glazed Glass Door
- LED Programmable Timer
- Oven Light
- Huge 112L Oven Volume
- Rotisserie



FEC90

Stainless Steel Fascia Fully Electric
Freestanding Cooker - 900mm

FUNCTIONS

- Light
- Defrost
- Bottom Element
- Conventional
- Fan Bake
- Medium Grill
- Grill
- Fan Grill
- Fan Forced
- +3 Rotisserie Modes

COOKTOP FEATURES

- 5 Zone Electric Cooktop including 1 Double Ring and 1 Flexible Zone Burner
- Easy to Clean Ceramic Glass
- Residual Heat Indicator

OVEN FEATURES

- Black Glass & Stainless Steel
- Dual Fans for Quick Pre-heat
- Cavity Cooling System
- Triple Glazed Glass Door
- LED Programmable Timer
- Closed Door Grilling
- Height Adjustable Feet
- Storage Drawer Compartment
- Huge 112L Oven Volume

Additional Upgrade Options



IND60-G

Premium Ceramic Glass
Induction Cooktop - 590mm

FEATURES

- Premium Dual Bridge Technology - Allows Greater Simmer Control
- 4 Cooking Zones
- Residual Heat Indicators
- Precise Thermostat
- Premium Ceramic Glass
- Easy to Clean
- Easy to Use Touch Controls
- 9 Stage Power Setting
- Pan Sensor
- Child Safety Lock
- Automatic Safety Switch Off
- Overheating Protection
- Digital LED Display + Timer

TECHNICAL INFORMATION

Front Left + Rear Right Burners
1500W

Rear Left + Front Right Burners
2100W

Maximum Load at 230V - 7200W



IND90-EC

Premium Ceramic Glass
Induction Cooktop - 900mm

FEATURES

- Premium Dual Bridge Technology - Allows Greater Simmer Control
- Dual Large Powerful Flexible Zones
- Boost Function
- Residual Heat Indicators
- Precise Thermostat
- Easy Clean Ceramic Glass
- Easy to Use Touch Controls
- 9 Stage Power Setting
- Pan Sensor
- Child Safety Lock
- Automatic Safety Switch Off
- Overheating Protection
- Digital LED Display + Timer

TECHNICAL INFORMATION

Front Left + Rear Left Burners
1800W / 2300W with Boost

Large Middle Burners
2200W / 3000W with Boost

Front Right + Rear Right Burners
1800W / 2300W with Boost

Flexible Zone Burners
3000W / 3600W with Boost

Maximum Load at 230V - 9500W



HLF-90

Premium Stainless Steel
Flat Canopy Rangehood with
LED Light Panel- 900mm

FEATURES

- Wall Mounted
- Stylish Flat Stainless Steel Design
- Bright Low Power 8W LED Light Panel
- Invisible LCD Touch Controls
- Powerful Die Cast 320w Large Barrel Motor
- Huge 1000m3/h Air Flow
- Quad Speed Fan
- 99 Minute Timer
- Five Layer Aluminium Filters
- Premium Dishwashable Filters
- Designer Hinged Baffle Plate
- 150mm Diameter Outlet
- Stainless Steel Telescopic Flue extendable to 1.0m

NOTE

Charcoal filters are sold separately
(required in re-circulating use)



DW60-X1

15 Place Stainless Steel
Dishwasher - 600mm

FEATURES

- Electronic Freestanding Dishwasher
- 15 Standard Place Settings
- Extra Dry Function
- 8 Washing Programs
- Top Cutlery Tray
- LED Display
- Adjustable Height Upper Basket
- Dualzone Wash Function (Top or Bottom)
- Stainless Steel Interior
- Automatic Rinse Agent Dispenser
- Automatic Detergent Dispenser
- Delay Start (1 - 24hrs)
- Self Cleaning Stainless Steel Micro-Filter
- Collapsible Plate Racks
- Safety Interlock Door Mechanism
- Super Quiet 47dB Operation
- Removable Top For Built-in Installation
- 5.0 Star Water Rating
- 4.0 Star Energy Rating
- WELS & MEPS Approved



DW60-ITD

14 Place Fully Integrated
Dishwasher - 600mm

FEATURES

- Fully Integrated Design
- 14 Standard Place Settings
- Ready for Custom Panel Door
- Push Button Functions:
On / Off / Program / Half Load / Delay
- Six Cleaning Programs:
- Intensive - Heavy - ECO
- Glass - Rapid - 1 Hour
- Water Sensor
- Half Load Function (bottom)
- Extra Dry Function
- Delay Start (1 - 24hrs)
- Easy to Clean Filter
- Stainless Steel Interior Tub
- Cutlery Basket
- 49dB
- Detergent & Rinse Aid Dispenser
- 4.5 Star Water Rating
- 3.0 Star Energy Rating
- WELS & MEPS Approved

NOTE

Door Panel / Handle not included.
Discuss with your cabinetmaker

Top Mount Sink and Tap Options



POL-100A

Polished Single Bowl Kitchen Sink and Drainer - 770mm

FEATURES

- 1 Bowl and drainer
- Stainless Steel Sink (Polished Finish)
- 0.8mm AISI-304 18/10 Grade Stainless Steel
- Square Corners
- Designer straight line design drainer
- Overall Width: 770mm
- Supplied with Designer Waste and Plug

TECHNICAL INFORMATION

Cutout Dimensions (WxL):
750mm x 450mm

Dimensions (WxLxH):
780mm x 480mm x 170mm

Bowl Size (WxLxH):
330mm x 380mm x 170mm

Available in Left Hand and Right Hand Bowl orientations



POL-150A

Polished 1+1/2 Bowl Kitchen Sink and Drainer - 1000mm

FEATURES

- 1 + 1/2 Bowl and drainer
- Stainless Steel Sink (Polished Finish)
- 0.8mm AISI-304 18/10 Grade Stainless Steel
- Square Corners
- Designer straight line design drainer
- Overall Width: 1000mm
- Supplied with Designer Waste and Plug

TECHNICAL INFORMATION

Cutout Dimensions (WxL):
950mm x 450mm

Dimensions (WxLxH):
980mm x 480mm x 170mm

Main Bowl Size (WxLxH):
330mm x 380mm x 170mm

Second Bowl Size (WxLxH):
200mm x 300mm x 145mm

Available in Left Hand and Right Hand Bowl orientations



POL-175A

Polished 1+3/4 Bowl Kitchen Sink and Drainer - 1080mm

FEATURES

- 1 + 3/4 Bowl and drainer
- Stainless Steel Sink (Polished Finish)
- 0.8mm AISI-304 18/10 Grade Stainless Steel
- Square Corners
- Designer straight line design drainer
- Overall Width: 1080mm
- Supplied with Designer Waste and Plug

TECHNICAL INFORMATION

Cutout Dimensions (WxL):
1050mm x 450mm

Dimensions (WxLxH):
1080mm x 480mm x 170mm

Main Bowl Size (WxLxH):
330mm x 380mm x 170mm

Second Bowl Size (WxLxH):
300mm x 290mm x 145mm

Available in Left Hand and Right Hand Bowl orientations



POL-200A

Polished Double Bowl Kitchen Sink and Drainer - 1200mm

FEATURES

- 1 + 1 Bowl and drainer
- Stainless Steel Sink (Polished Finish)
- 0.8mm AISI-304 18/10 Grade Stainless Steel
- Square Corners
- Designer straight line design drainer
- Overall Width: 1200mm
- Supplied with Designer Waste and Plug

TECHNICAL INFORMATION

Cutout Dimensions (WxL):
1150mm x 450mm

Dimensions (WxLxH):
1180mm x 480mm x 170mm

Main Bowl Size (WxLxH):
330mm x 380mm x 170mm

Second Bowl Size (WxLxH):
330mm x 380mm x 170mm

Available in Left Hand and Right Hand Bowl orientations



CLASSIC

Common Flick Mixer Tap

FEATURES

- 40mm Cartridge
- Flow Rate: 7.5 L/min
- Spout Reach Length: 225mm
- Spout Reach Height: 140mm
- 4 Star Water Rating
- 500 KPA
- Suitable for mains pressure installation
- WELS Certified

Under Mount Sink and Tap Options



UM450-20

Single Bowl Undermount
Kitchen Sink - 450mm

FEATURES

- Deep Single Bowl
- Stainless Steel (satin finish)
- 1.2mm AISI-304 18/10 Grade Standard
- Modern Undermount Design
- Rounded Inner Corners
- Supplied with Designer Waste and Plug

Technical Information

Dimensions (WxLxH):
450mm x 450mm x 200mm

Bowl Size (WxL):
400mm x 400mm



UM760-20

Double Bowl Undermount
Kitchen Sink - 760mm

FEATURES

- Deep Double Bowl
- Stainless Steel (satin finish)
- 1.2mm AISI-304 18/10 Grade Standard
- Modern Undermount Design
- Rounded Inner Corners
- Supplied with Designer Waste and Plug

Technical Information

Dimensions (WxLxH):
760mm x 450mm x 200mm

Bowl Sizes (WxL):
340mm x 400mm



UM860-20

Double Bowl Undermount
Kitchen Sink - 860mm

FEATURES

- Deep Double Bowl
- Stainless Steel (satin finish)
- 1.2mm AISI-304 18/10 Grade Standard
- Modern Undermount Design
- Rounded Inner Corners
- Supplied with Designer Waste and Plug

Technical Information

Dimensions (WxLxH):
860mm x 450mm x 200mm

Bowl Sizes (WxL):
390mm x 400mm



UM1100D-20

Double Bowl Undermount
Kitchen Sink with Drainer -
1100mm

FEATURES

- Deep Double Bowl
- Stainless Steel (satin finish)
- 1.2mm AISI-304 18/10 Grade Standard
- Modern Undermount Design
- Rounded Inner Corners
- Supplied with Designer Waste and Plug

Technical Information

Dimensions (WxLxH):
1100mm x 450mm x 200mm

Main Bowl Size (WxL):
340mm x 400mm

Second Bowl Size (WxL):
340mm x 400mm



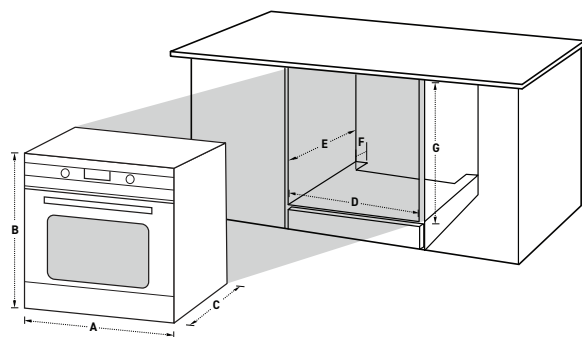
DOLCHE-SQ

Round Square Neck Design
Kitchen Mixer Tap

FEATURES

- 35mm Cartridge
- Flow Rate: 6.0 L/min
- Spout Reach Length: 200mm
- Spout Reach Height: 226mm
- 500 KPA
- Suitable for mains pressure installation
- 5 Star Water Rating
- WELS Certified

Technical Drawings



DEO-316

A 595mm
B 595mm
C 575mm
D 560mm
E 570mm
F 100mm
G 600mm

DEO-502

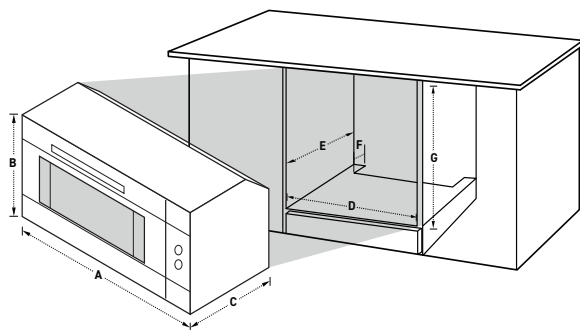
A 595mm
B 595mm
C 575mm
D 560mm
E 570mm
F 100mm
G 600mm

DEO-913

A 595mm
B 595mm
C 546mm -
(+20mm Fascia)
D 560+8mm
E 550mm Min.
F 50mm Min.
G 600mm

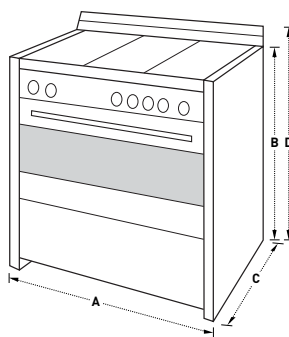
DEO-X90/DEO-X90B

A 895mm
B 480mm
C 568mm
D 860mm
E 550mm
F 100mm
G 480mm



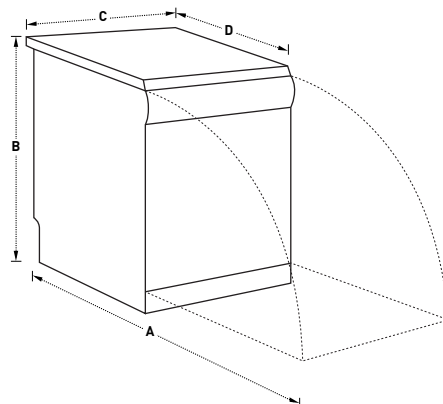
NOTE

Please ensure proper ventilation in cabinetry as shown in installation diagrams



FBC90 / FCS90 / FEC90

A 895mm
B 858 - 918mm
C 600mm
D 918 - 978mm



DW-60-B1

A 1135mm
B 845mm
C 598mm
D 600mm

DW60-ITD

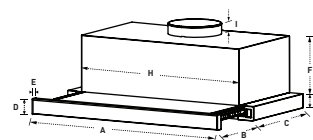
A 1150mm
B 815mm
C 598mm
D 550mm - no panel

DW60-X1

A 1135mm
B 845mm
C 598mm
D 610mm

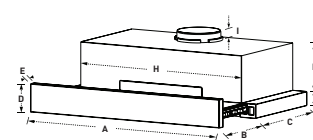
DW60-ET

A 1175mm
B 845mm
C 598mm
D 600mm



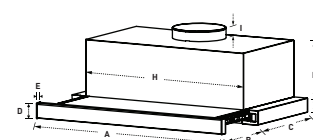
SLR-60E

A 600mm
B 194mm
C 278mm
D 42mm
E 20mm
F 160mm
G 40mm
H 510mm
I 28mm



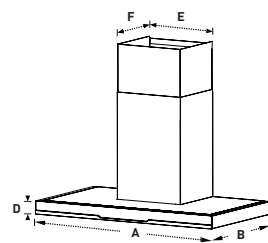
SRC-60-REC

A 599mm
B 194mm
C 278mm
D 80mm
E 20mm
F 136mm
G 40mm
H 510mm
I 24mm



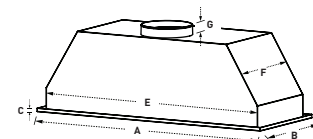
SLR-90E

A 900mm
B 194mm
C 278mm
D 42mm
E 20mm
F 160mm
G 40mm
H 810mm
I 28mm



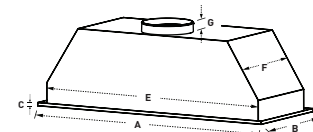
HLF-90 / PRH-90S

A 900mm
B 505mm
C 548-1028mm
D 60mm
E 320mm
F 280mm



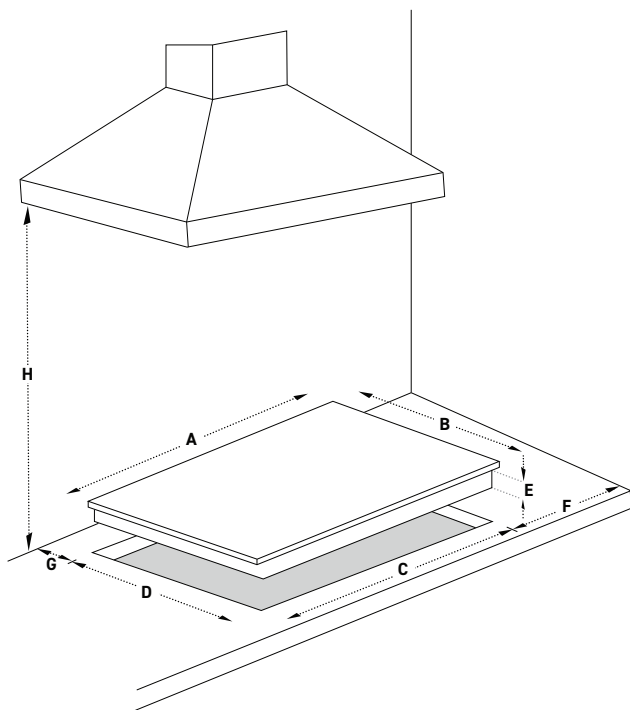
UMH-52B

A 520mm
B 280mm
C 10mm
D 255mm
E 480mm
F 244mm
G 28mm



UMH-90B

A 900mm
B 280mm
C 10mm
D 255mm
E 860mm
F 244mm
G 28mm



CEC60-T2

A 590mm D 490mm
B 520mm E 55mm
C 560mm

CEC-90

A 900mm D 490mm
B 520mm E 50mm
C 750mm

NOTE

F 150mm **Minimum**
G 50mm **Minimum**
H 650mm **Minimum ELECTRIC/INDUCTION**
H 750mm **Minimum GAS**

SSW-60

A 594mm D 490mm
B 514mm E 90mm
C 560mm

SSW-90

A 860mm D 490mm
B 510mm E 90mm
C 815mm

IND60-G

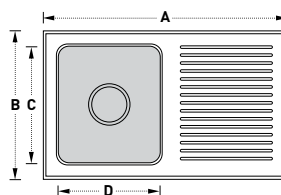
A 590mm D 490mm
B 520mm E 60mm
C 560mm

IND90-EC

A 900mm D 494mm
B 520mm E 60mm
C 874mm

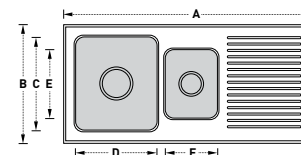
GGW-90

A 900mm D 480mm
B 510mm E 99mm
C 830mm



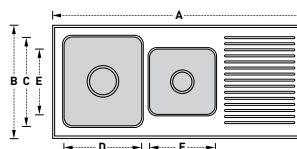
POL-100A

A 780mm D 330mm
B 480mm
C 380mm



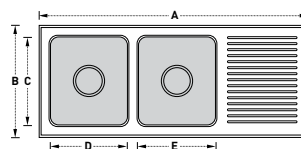
POL-150A

A 980mm D 330mm
B 480mm E 300mm
C 380mm F 200mm



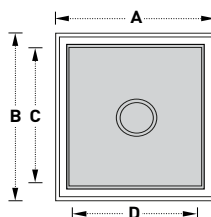
POL-175A

A 1080mm D 330mm
B 480mm E 290mm
C 380mm F 300mm



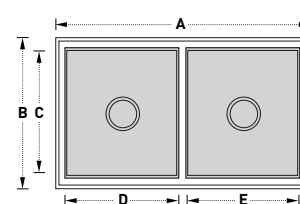
POL-200A

A 1180mm D 330mm
B 480mm E 330mm
C 380mm



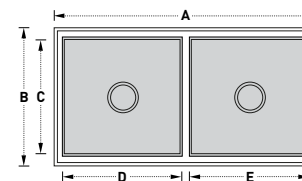
UM-450-20

A 450mm D 400mm
B 450mm
C 400mm



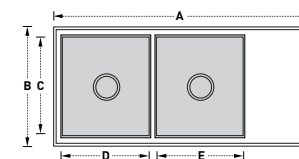
UM-760-20

A 760mm D 340mm
B 450mm E 340mm
C 400mm



UM-860-20

A 860mm D 390mm
B 450mm E 390mm
C 400mm



UM-1100D-20

A 1100mm D 340mm
B 450mm E 340mm
C 400mm

Find Out More

Now you have seen the inspiration and quality that is introduced into all our kitchen appliances, we know you would be interested in what else Domain has to offer.

Please ask for our air conditioning brochure or view our other products online at:

www.domainappliances.com.au

**1 300 GET COOK
(1300 438 266)**

Domain Appliances

2 / 9 Kelletts Road
Rowville VIC 3178

P: (03) 9763 8988

F: (03) 9763 8978

E: info@domainappliances.com.au

W: **www.domainappliances.com.au**

HOME SERVICE

Home Service is provided for repairs to appliances by trained technicians. For repairs to appliances that are outside the manufacturer's warranty period and not required as a result of a manufacturing defect, a service fee is payable.

Home Service and Spare Parts can be contacted on the web at:

www.domainappliances.com.au

WARRANTY

Domain Appliances warrants that for domestic applications that Domain's kitchen products featured in this brochure are free from defects in materials and workmanship for 2 years (3 months warranty for commercial applications, excluding dishwashers as they are only suitable for domestic or equivalent applications.)

Microwaves, benchtop dishwashers and taps are required to be returned to base for warranty claims. The customer is responsible for shipment back to service centre and will be reimbursed for postage upon receipt of a valid tax invoice.

Full warranty details are available at

www.domainappliances.com.au/warranty

DISCLAIMERS

The product dimensions and specifications in this brochure apply to the specific products and models described at the date of issue. Under our policy of continuous product improvement, these dimensions and specifications may change at any time. You should therefore check with your dealer or Domain Appliances to ensure this brochure correctly describes the products currently available.

The photographs in this brochure are for illustrative purposes only.

All information supplied is to be used for general reference purposes only and is on the understanding that Domain Appliances will not be liable for any loss, liability or damage of whatever kind arising as a result of reliance on such information. Colours of products illustrated are as close as printing limitations allow.

Domain Appliances

July 2025

Copyright © Domain Appliances 2025. All rights reserved.





1 300 489 399

E: info@leksupply.com.au

W: www.leksupply.com.au

Lek

VIC Sales/Head Office
37-41 Letcon Drive
Bangholme (Dandenong South)
VIC 3175

NSW Sales Office
96 Newton Road
Wetherill Park
NSW 2164

QLD Sales Office
8/62 Crockford St
Northgate
QLD 4013

SA Sales Office
41 Weaver Street,
Edwardstown
SA 5039