



Kitchen Appliances Collection 2019

Lek

 **Domain**
Quality appliances for everyday living

The kitchen is the life and soul of the home.

The kitchen is the source of all the captivating smells and sounds emanating throughout the home.

It is the focal point for our guests and family when entertaining.

CONTENTS	
Introduction	2
60cm Appliances Options	4
90cm Appliances Options	6
90cm Freestanding Oven Options	8
Suggested Upgrades	10
Top Mount Sink and Tap Options	12
Under Mount Sink and Tap Options	13
Appliance Selection	14
Technical Drawings	16
Contact and Warranty	18

Escapism from our hectic and complex lifestyles is becoming more important. We seek our own personalised space, a personal retreat and most importantly, the sense of home. Home is our primary place where we love and grow with our family and friends.

We turn to food for great pleasure and expect great experience from our food. In food we seek premium quality, try interesting new culinary techniques and indulge in flavours from all around the world all whilst also searching for the freshest ingredients.

We look for the ability to perform a quick easy convenient meal whilst also being able to prepare delicious weekend family feasts. This is why we need appliances that fit in and suit our needs in our ever changing lifestyle.

Domain's new appliance range represents innovative, affordable, quality that integrates within your kitchen and your changing lifestyle.

"Quality appliances for everyday living."



60cm Appliances Options



DEO-316

5 Function Fan Forced Electric Oven - 600mm

FUNCTIONS

Defrost
Light
Fan Forced
Radiant Grilling
Grilling and Fan

FEATURES

- 5 Functions
- Triple Glazed Glass Door
- 70 Litre Capacity
- Closed Door Grill
- Easily Removable Door
- Cavity Cooling System
- Stainless Steel Fascia
- LED Display
- Aluminium Knobs
- Digital Timer
- 10 Amp Plug - Plugs into a standard powerpoint
- Dimensions (WxHxD): 595mm X 595mm X 575mm



DEO-502

5 Function Fan Forced Electric Oven - 600mm

FUNCTIONS

Defrost
Light
Fan Forced
Radiant Grilling
Grilling and Fan

FEATURES

- 5 Functions
- Triple Glazed Glass Door
- 70 Litre Capacity
- Closed Door Grill
- Easily Removable Door
- Cavity Cooling System
- Stainless Steel Fascia
- LED Display
- Aluminium Knobs
- Digital Timer
- 10 Amp Plug - Plugs into a standard powerpoint
- Dimensions (WxHxD): 595mm X 595mm X 575mm



IGC60-WOK-A

Stainless Steel Gas Cooktop + Cast Iron Trivets - 580mm

FEATURES

- 4 Burners
- Stainless Steel Base
- Triple Ring Wok Burner
- Cast Iron Trivets
- Front Knob Controls
- Flame Failure Device
- One Piece Press For Ease of Cleaning
- Made in Italy

TECHNICAL INFORMATION

Wok Burner

14.5 Mj/h

Rapid Burner

12.0 Mj/h


Semi Rapid Burner

7.1 Mj/h

Auxiliary Burner

4.1 Mj/h

Appliance fitted with a 10amp 3 pin plug.
LPG Jets available on request



CEC60-T2

Ceramic Glass Electric Cooktop with Touch Controls - 590mm

FEATURES

- Four Hot Plates Including 1 Double Ring
- Thermostat
- Residual Heat Indicator
- Easy to Clean
- 9 Stage Power Setting
- Child Safety Lock
- Timer

TECHNICAL INFORMATION

Front Left Burner

1800W

Rear Left Burner

1200W

Front Right Burner

1200W

Rear Right Burner

2200W

Maximum Load at 230V - 6400W



SLR-60E

Stainless Steel Inbuilt Slide Out Rangehood - 600mm

FEATURES

- Slide Out
- Auto On/Off Switch
- Slimline 40mm Fascia
- Stainless Steel Fascia
- 65W Barrel Motor
- 2.0W LED Light
- Dual Speed Fan
- 500m3/h Air Flow
- Dual Five Layer Aluminium Filters
- Dishwashable Filter
- 150mm Diameter Outlet

NOTE

Charcoal filters are sold separately (required in re-circulating use)



SRC-60-REC

Stainless Steel Inbuilt Slide Out Rangehood - 600mm

FEATURES

- Slide Out
- Auto On/Off Switch
- Stainless Steel Fascia Panel
- Ducted or Front Recirculating
- 65w Barrel Motor
- 2 X 40W Lamps
- Dual Speed Fan
- 500m3/h Air Flow
- Dual Five Layer Aluminium Filters
- Dishwashable Filters
- 150mm Diameter Outlet

NOTE

Includes a pair of Charcoal filters (required in re-circulating use)



UMH-52B

Under Mount Rangehood - 520mm

FEATURES

- Sleek Inbuilt Under Mount Design
- 2 X 2W LED Lights
- Triple Speed Fan
- Stainless Steel Panel
- 210w Large Barrel Motor
- 750m3/h Air Flow
- Push Button Controls
- Premium Designer Aluminium Filter
- Dishwashable Filter
- 150mm Diameter Outlet

NOTE

Charcoal filters are sold separately (required in re-circulating use)



RHD60-CURV-A

Stainless Steel Curved Glass Canopy Rangehood - 600mm

FEATURES

- Wall Mounted
- Stylish Stainless Steel Design
- Premium Tempered Glass
- Push Button Controls
- 210w Large Barrel Motor
- 750m3/h Air Flow
- Triple Speed Fan
- Twin 2W LED Lights
- Five Layer Aluminium Filters
- Premium Dishwashable Filters
- 150mm Diameter Outlet
- Extendable Flue to 1.0m

NOTE

Charcoal filters are sold separately (required in re-circulating use)



DW60-B1

12 Place Stainless Steel Dishwasher - 600mm

FEATURES

- Electronic Freestanding Dishwasher
- 12 Standard Place Settings
- 4 Washing Programs
- Adjustable Height Upper Basket
- Flat Panel Modern European Design
- Stainless Steel Interior
- Delay Start (3/6/9hrs)
- Adjustable Automatic Rinse Agent Dispenser
- Automatic Detergent Dispenser
- Safety Interlock Door Mechanism
- Super Quiet Operation
- Removable Top For Built-in Installation
- 49dB
- 4.5 Star Water Rating
- 3.0 Star Energy Rating
- WELS & MEPS Approved



DW60-ITD

14 Place Fully Integrated Dishwasher - 600mm

FEATURES

- Fully Integrated Electronic Dishwasher
- 14 Standard Place Settings
- Ready for Custom Panel Door
- Push Button Functions: On / Off / Program / Half Load / Delay
- Six Cleaning Programs:
 - Intensive
 - Heavy
 - ECO
 - Glass
 - Rapid
 - 1 Hour
- Water Sensor
- Half Load Function (bottom)
- Extra Dry Function
- Delay Start (1 - 24hrs)
- Easy to Clean Filter
- Stainless Steel Interior Tub
- Cutlery Basket
- 49dB
- Detergent and Rinse Aid Dispenser
- 4.5 Star Water Rating
- 3.0 Star Energy Rating
- WELS & MEPS Approved

NOTE

Door Panel / Handle not included. Discuss with your cabinetmaker

90cm Appliances Options



DEO-R90A

Premium 9 Function Fan Forced Electric Oven - 900mm

FUNCTIONS

Light
Defrost
Top and Bottom Elements
Fan Forced
Half Grill
Full Grill
Full Grill and Convection
Rotisserie
Fan Forced and Bottom Element

FEATURES

- 9 Functions
- 90 Litre Capacity
- Rotisserie
- Stainless Steel Fascia
- Triple Glazed Glass Doors
- Easily Removable Door
- Cavity Cooling System
- Digital LED Control Panel
- Push/Pull Knobs
- Mirror glass



DEO-X90

Premium 10 Function Fan Forced Electric Oven - 900mm

FUNCTIONS

Light
Defrost
Double Grill with Fan Assist
Double Grill
Grill
Top and Bottom Elements with Fan Assist
Top and Bottom Elements
Bottom Element
Fan Forced
ECO (Fan Forced, no lamps, energy saving)

FEATURES

- Huge 94 Litre Capacity
- Modern Designer Fascia
- Thin Stainless Steel Fascia
- Triple Glazed Glass Doors
- Easy Removable Door+Shelf Supports
- Cavity Cooling System
- Digital LED Timer Control Panel
- Premium Push/Pull Knobs
- Heavy Duty Build
- Dual Lamp



IGC90-WOK-A

Stainless Steel Gas Cooktop + Cast Iron Trivets + Wok Burner - 860mm

FEATURES

- 5 Burners
- Stainless Steel Base
- Centre Triple Ring Wok Burner
- Electric Ignition Under Knob
- Front Knob Controls
- Flame Failure Device
- Slimline Design with Cast Iron Trivets
- One Piece Press For Ease of Cleaning
- Made in Italy

TECHNICAL INFORMATION

Wok Burner

14.5 Mj/h

Rapid Burner

12.0 Mj/h


Semi Rapid Burners

7.1 Mj/h

Auxiliary Burner

4.1 Mj/h

Appliance fitted with a 10amp 3 pin plug.
LPG Jets available on request



CEC90

Ceramic Glass Electric Cooktop with Touch Controls - 900mm

FEATURES

- Four Hot Plates Including 1 Double Ring and 1 Dual Zone
- Thermostat
- Residual Heat Indicator
- Easy to Clean
- 9 Stage Power Setting
- Child Safety Lock
- Timer

TECHNICAL INFORMATION

Front Left Burner

2200 / 1100W

Rear Left Burner

2000 / 1100W

Front Right Burner

1200W

Rear Right Burner

1800W

Maximum Load at 230V - 7800W



SLR-90E

Stainless Steel Inbuilt Slide Out Rangehood - 900mm

FEATURES

- Slide Out
- Auto On/Off Switch
- Slimline 40mm Fascia
- Stainless Steel Fascia
- 65W Barrel Motor
- 2 x 2.0W LED Light
- Dual Speed Fan
- 500m³/hr Air Flow
- Dual Five Layer Aluminium Filters
- Dishwashable Filters
- 150mm Diameter Outlet

Note

Charcoal filters are sold separately (required in re-circulating use)



UMH-90B

Under Mount Rangehood - 900mm

FEATURES

- Sleek Inbuilt Under Mount Design
- 2 X 2W LED Lights
- Triple Speed Fan
- Stainless Steel Panel
- 210w Large Barrel Motor
- 750m³/h Air Flow
- Push Button Controls
- Premium Designer Aluminium Filters
- Dishwashable Filter
- 150mm Diameter Outlet

Note

Charcoal filters are sold separately (required in re-circulating use)



RHD90-CURV-A

Stainless Steel Curved Glass Canopy Rangehood - 900mm

FEATURES

- Wall Mounted
- Stylish Stainless Steel Design
- Premium Tempered Glass
- Push Button Controls
- 210w Large Barrel Motor
- 750m³/h Air Flow
- Triple Speed Fan
- Twin 2W LED Lights
- Five Layer Aluminium Filters
- Premium Dishwashable Filters
- 150mm Diameter Outlet
- Stainless Steel Telescopic Flue extendable to 1.0m

Note

Charcoal filters are sold separately (required in re-circulating use)



RHD90-TAPE-A

Stainless Steel Tapered Canopy Rangehood - 900mm

FEATURES

- Wall Mounted
- Stylish Stainless Steel Design
- Push Button Controls
- 210w Large Barrel Motor
- 750m³/h Air Flow
- Triple Speed Fan
- Twin 2W LED Lights
- Five Layer Aluminium Filters
- Dishwashable Filters
- 150mm Diameter Outlet
- Stainless Steel Telescopic Flue extendable to 1.0m

Note

Charcoal filters are sold separately (required in re-circulating use)



DW60-B1

12 Place Stainless Steel Dishwasher - 600mm

FEATURES

- Electronic Freestanding Dishwasher
- 12 Standard Place Settings
- 4 Washing Programs
- Adjustable Height Upper Basket
- Flat Panel Modern European Design
- Stainless Steel Interior
- Delay Start (3/6/9hrs)
- Adjustable Automatic Rinse Agent Dispenser
- Automatic Detergent Dispenser
- Safety Interlock Door Mechanism
- Super Quiet Operation
- Removable Top For Built-in Installation
- 49dB
- 4.5 Star Water Rating
- 3.0 Star Energy Rating
- WELS & MEPS Approved



DW60-ITD

14 Place Fully Integrated Dishwasher - 600mm

FEATURES

- Fully Integrated Electronic Dishwasher
- 14 Standard Place Settings
- Ready for Custom Panel Door
- Push Button Functions: On / Off / Program / Half Load / Delay
- Six Cleaning Programs:
 - Intensive
 - Heavy
 - ECO
 - Glass
 - Rapid
 - 1 Hour
- Water Sensor
- Half Load Function (bottom)
- Extra Dry Function
- Delay Start (1 - 24hrs)
- Easy to Clean Filter
- Stainless Steel Interior Tub
- Cutlery Basket
- 49dB
- Detergent and Rinse Aid Dispenser
- 4.5 Star Water Rating
- 3.0 Star Energy Rating
- WELS & MEPS Approved

NOTE

Door Panel / Handle not included.
Discuss with your cabinetmaker

90cm Freestanding Oven Options



FBC90

Black Glass Fascia Freestanding Cooker-900mm

FUNCTIONS

Defrost Light Bottom Element
Grill Element Top and Grill Element
Top and Grill Element and Fan Conventional Fan Forced
Top and Bottom Element Top and Bottom Element and Fan

COOKTOP FEATURES

- Finger Mark Resistant Stainless Steel 5 Burner Gas Cooktop
- 2 Rapid Burners, 1 Semi Rapid, 1 Aux Burner and 1 Central Wok Burner
- Cast Iron Trivets
- Flame Failure Device

OVEN FEATURES

- Advanced Dual Rear Fans
- Tangential Cooling Fan
- Triple Glazed Glass Door
- LED Programmable Timer
- Oven Volume 112L
- Catalytic Self Cleaning Liners (Both Sides)
- Rotisserie



FCS90

Stainless Steel Fascia Freestanding Cooker - 900mm

FUNCTIONS

Defrost Light Bottom Element
Grill Element Top and Grill Element
Top and Grill Element and Fan Conventional Fan Forced
Top and Bottom Element Top and Bottom Element and Fan

COOKTOP FEATURES

- Finger Mark Resistant Stainless Steel 5 Burner Gas Cooktop
- 2 Rapid Burners, 1 Semi Rapid, 1 Aux Burner and 1 Central Wok Burner
- Cast Iron Trivets
- Flame Failure Device

OVEN FEATURES

- Advanced Dual Rear Fans
- Tangential Cooling Fan
- Triple Glazed Glass Door
- LED Programmable Timer
- Oven Light
- Net Oven Volume 112L
- Rotisserie



SLR-90E

Stainless Steel Inbuilt Slide Out Rangehood - 900mm

FEATURES

- Slide Out
- Auto On/Off Switch
- Slimline 40mm Fascia
- Stainless Steel Fascia
- 65W Barrel Motor
- 2 x 2.0W LED Light
- Dual Speed Fan
- 500m³/ hr Air Flow
- Dual Five Layer Aluminium Filters
- Dishwashable Filters
- 150mm Diameter Outlet

Note

Charcoal filters are sold separately (required in re-circulating use)



UMH-90B

Under Mount Rangehood - 900mm

FEATURES

- Sleek Inbuilt Under Mount Design
- 2 X 2W LED Lights
- Triple Speed Fan
- Stainless Steel Panel
- 210w Large Barrel Motor
- 750m³/h Air Flow
- Push Button Controls
- Premium Designer Aluminium Filters
- Dishwashable Filter
- 150mm Diameter Outlet

Note

Charcoal filters are sold separately (required in re-circulating use)



RHD90-CURV-A

Stainless Steel Curved Glass Canopy Rangehood - 900mm

FEATURES

- Wall Mounted
- Stylish Stainless Steel Design
- Premium Tempered Glass
- Push Button Controls
- 210w Large Barrel Motor
- 750m³/h Air Flow
- Triple Speed Fan
- Twin 2W LED Lights
- Five Layer Aluminium Filters
- Premium Dishwashable Filters
- 150mm Diameter Outlet
- Extendable Flue to 1.0m

Note

Charcoal filters are sold separately (required in re-circulating use)



RHD90-TAPE-A

Stainless Steel Tapered Canopy Rangehood - 900mm

FEATURES

- Wall Mounted
- Stylish Stainless Steel Design
- Push Button Controls
- 210w Large Barrel Motor
- 750m³/h Air Flow
- Triple Speed Fan
- Twin 2W LED Lights
- Five Layer Aluminium Filters
- Dishwashable Filters
- 150mm Diameter Outlet
- Stainless Steel Telescopic Flue extendable to 1.0m

Note

Charcoal filters are sold separately (required in re-circulating use)



DW60-B1

12 Place Stainless Steel Dishwasher - 600mm

FEATURES

- Electronic Freestanding Dishwasher
- 12 Standard Place Settings
- 4 Washing Programs
- Adjustable Height Upper Basket
- Flat Panel Modern European Design
- Stainless Steel Interior
- Delay Start (3/6/9hrs)
- Adjustable Automatic Rinse Agent Dispenser
- Automatic Detergent Dispenser
- Safety Interlock Door Mechanism
- Super Quiet Operation
- Removable Top For Built-in Installation
- 49dB
- 4.5 Star Water Rating
- 3.0 Star Energy Rating
- WELS & MEPS Approved



DW60-ITD


14 Place Fully Integrated Dishwasher - 600mm

FEATURES


- Fully Integrated Electronic Dishwasher
- 14 Standard Place Settings
- Ready for Custom Panel Door
- Push Button Functions: On / Off / Program / Half Load / Delay
- Six Cleaning Programs:
 - Intensive
 - Heavy
 - ECO
 - Glass
 - Rapid
 - 1 Hour
- Water Sensor
- Half Load Function (bottom)
- Extra Dry Function
- Delay Start (1 - 24hrs)
- Easy to Clean Filter
- Stainless Steel Interior Tub
- Cutlery Basket
- 49dB
- Detergent and Rinse Aid Dispenser
- 4.5 Star Water Rating
- 3.0 Star Energy Rating
- WELS & MEPS Approved

NOTE

Door Panel / Handle not included. Discuss with your cabinetmaker



Suggested Upgrade Options



IND60-EC

Premium Ceramic Glass Induction Cooktop - 590mm

FEATURES

- Premium Dual Bridge Technology - Greater Control
- Pan Sensor
- Thermostat
- Residual Heat Indicators
- Easy to Clean
- Touch Controls
- 9 Stage Power Setting
- Direct Power Setting
- Child Safety Lock
- Timer

TECHNICAL INFORMATION

Front Left Burner

1500W

Rear Left Burner

2000W


Front Right Burner

1500W

Rear Right Burner

2000W

Maximum Load at 230V - 7000W



IND90-D

Premium Ceramic Glass Induction Cooktop - 900mm

FEATURES

- Premium Dual Bridge Technology - Greater Control
- Triple Large Powerful Flexible Zones
- Keep Warm Function
- Pan Sensor
- Thermostat
- Residual Heat Indicators
- Easy to Clean
- Touch Controls
- 9 Stage Power Setting
- Auto Shutdown Protection
- Child Safety Lock
- Timer

TECHNICAL INFORMATION

Front + Rear Left Burners

1800W / 3000W with boost

Front + Rear Middle Burners

1800W / 3000W with boost

Front + Rear Right Burners

1800W / 3000W with boost

Flexible Zone Burners

3000W / 4000W with boost

Maximum Load at 230V - 10800W



GOG-90-LX

Premium Gas on Glass Cooktop + FFD + Side Wok - 870mm

FEATURES

- Premium Extra Resilient European Black Ceramic Glass Base
- Heavy Duty Rear Cast Iron Trivet Support
- Easy to Clean
- Extra Powerful Triple Ring Side Wok Burner
- 5 Burners
- Electric Ignition Under Knob
- Flat Cast Iron Trivets
- Flame Failure Device
- Made in Italy

TECHNICAL INFORMATION

Ultra Rapid Burner

14.4MJ

Rapid Burner

10.8MJ

Semi Rapid Burner

6.3MJ

Semi Rapid Burner

5.0MJ

Auxiliary Burner

3.6MJ

Appliance fitted with a 10amp 3 pin plug.



HIT-60

Powerful Integrated Under Mount Canopy Rangehood - 565mm

FEATURES

- Sleek Integrated Under Mount Design
- Perfect for 60cm Cabinets
- Classic white finish to match finish under cabinetry
- Push Button Controls
- Powerful Die Cast 320w Large Barrel Motor
- Huge 1000m³/h Air Flow
- Triple Speed Fan
- Dual 2.0W LED Lights
- Five Layer Aluminium Filters
- Premium Dishwashable Filters
- 150mm Diameter Outlet

NOTE

Charcoal filters are sold separately (required in re-circulating use)



HIT-90

Powerful Integrated Under Mount Canopy Rangehood - 865mm

FEATURES

- Sleek Integrated Under Mount Design
- Perfect for 90cm Cabinets
- Classic white finish to match finish under cabinetry
- Push Button Controls
- Powerful Die Cast 320w Large Barrel Motor
- Huge 1000m³/h Air Flow
- Triple Speed Fan
- Dual 2.0W LED Lights
- Five Layer Aluminium Filters
- Premium Dishwashable Filters
- 150mm Diameter Outlet

NOTE

Charcoal filters are sold separately (required in re-circulating use)



HLF-90

Premium Stainless Steel Flat Canopy Rangehood with LED Light Panel - 900mm

FEATURES

- Wall Mounted
- Stylish Flat Stainless Steel Design
- Bright Low Power 8W LED Light Panel
- Invisible LCD Touch Controls
- Powerful Die Cast 320w Large Barrel Motor
- Huge 1000m³/h Air Flow
- Quad Speed Fan
- 99 Minute Timer
- Five Layer Aluminium Filters
- Premium Dishwashable Filters
- Designer Hinged Baffle Plate
- 150mm Diameter Outlet
- Stainless Steel Telescopic Flue extendable to 1.0m

NOTE

Charcoal filters are sold separately (required in re-circulating use)



DW60-X1

15 Place Stainless Steel Dishwasher - 600mm

FEATURES

- Electronic Freestanding Dishwasher
- 15 Standard Place Settings
- Extra Dry Function
- 8 Washing Programs
- Top Cutlery Tray
- LED Display
- Adjustable Height Upper Basket
- Dualzone Wash Function (Top or Bottom)
- Stainless Steel Interior
- Automatic Rinse Agent Dispenser
- Automatic Detergent Dispenser
- Delay Start (1 - 24hrs)
- Self Cleaning Stainless Steel Micro-Filter
- Collapsible Plate Racks
- Safety Interlock Door Mechanism
- Super Quiet Operation
- Removable Top For Built-in Installation
- 47dB
- 5.0 Star Water Rating
- 4.0 Star Energy Rating
- WELS & MEPS Approved

Top Mount Sink and Tap Options



POL-100A

Polished Single Bowl Kitchen Sink and Drainer - 770mm

FEATURES

- 1 Bowl and drainer
- Stainless Steel Sink (Polished Finish)
- 0.8mm AISI-304 18/10 Grade Stainless Steel
- Square Corners
- Designer straight line design drainer
- Overall Width: 770mm
- Supplied with Designer Waste and Plug

TECHNICAL INFORMATION

Cutout Dimensions (WxL):
750mm x 450mm

Dimensions (WxLxH):
780mm x 480mm x 170mm

Bowl Size (WxLxH):
330mm x 380mm x 170mm

Available in Left Hand and Right Hand Bowl orientations

POL-150A

Polished 1+1/2 Bowl Kitchen Sink and Drainer - 1000mm

FEATURES

- 1 + 1/2 Bowl and drainer
- Stainless Steel Sink (Polished Finish)
- 0.8mm AISI-304 18/10 Grade Stainless Steel
- Square Corners
- Designer straight line design drainer
- Overall Width: 1000mm
- Supplied with Designer Waste and Plug

TECHNICAL INFORMATION

Cutout Dimensions (WxL):
950mm x 450mm

Dimensions (WxLxH):
980mm x 480mm x 170mm

Main Bowl Size (WxLxH):
330mm x 380mm x 170mm

Second Bowl Size (WxLxH):
200mm x 300mm x 145mm

Available in Left Hand and Right Hand Bowl orientations

POL-175A

Polished 1+3/4 Bowl Kitchen Sink and Drainer - 1080mm

FEATURES

- 1 + 3/4 Bowl and drainer
- Stainless Steel Sink (Polished Finish)
- 0.8mm AISI-304 18/10 Grade Stainless Steel
- Square Corners
- Designer straight line design drainer
- Overall Width: 1080mm
- Supplied with Designer Waste and Plug

TECHNICAL INFORMATION

Cutout Dimensions (WxL):
1050mm x 450mm

Dimensions (WxLxH):
1080mm x 480mm x 170mm

Main Bowl Size (WxLxH):
330mm x 380mm x 170mm

Second Bowl Size (WxLxH):
300mm x 290mm x 145mm

Available in Left Hand and Right Hand Bowl orientations

POL-200A

Polished Double Bowl Kitchen Sink and Drainer - 1200mm

FEATURES

- 1 + 1 Bowl and drainer
- Stainless Steel Sink (Polished Finish)
- 0.8mm AISI-304 18/10 Grade Stainless Steel
- Square Corners
- Designer straight line design drainer
- Overall Width: 1200mm
- Supplied with Designer Waste and Plug

TECHNICAL INFORMATION

Cutout Dimensions (WxL):
1150mm x 450mm

Dimensions (WxLxH):
1180mm x 480mm x 170mm

Main Bowl Size (WxLxH):
330mm x 380mm x 170mm

Second Bowl Size (WxLxH):
330mm x 380mm x 170mm

Available in Left Hand and Right Hand Bowl orientations

CLASSIC

Common Flick Mixer Tap

FEATURES

- 40mm Cartridge
- Flow Rate: 7.5 L/min
- Spout Reach Length: 225mm
- Spout Reach Height: 140mm
- 4 Star Water Rating
- 500 KPA
- Suitable for mains pressure installation
- WELS Certified

Under Mount Sink and Tap Options



UM450-20

Single Bowl Undermount Kitchen Sink - 450mm

FEATURES

- Deep Single Bowl
- Stainless Steel (satin finish)
- 1.2mm AISI-304 18/10 Grade Standard
- Modern Undermount Design
- Rounded Inner Corners
- Supplied with Designer Waste and Plug

Technical Information

Dimensions (WxLxH):
450mm x 450mm x 200mm

Bowl Size (WxL):
400mm x 400mm

UM760-20

Double Bowl Undermount Kitchen Sink - 760mm

FEATURES

- Deep Double Bowl
- Stainless Steel (satin finish)
- 1.2mm AISI-304 18/10 Grade Standard
- Modern Undermount Design
- Rounded Inner Corners
- Supplied with Designer Waste and Plug

Technical Information

Dimensions (WxLxH):
760mm x 450mm x 200mm

Bowl Sizes (WxL):
340mm x 400mm

UM860-20

Double Bowl Undermount Kitchen Sink - 860mm

FEATURES

- Deep Double Bowl
- Stainless Steel (satin finish)
- 1.2mm AISI-304 18/10 Grade Standard
- Modern Undermount Design
- Rounded Inner Corners
- Supplied with Designer Waste and Plug

Technical Information

Dimensions (WxLxH):
860mm x 450mm x 200mm

Bowl Sizes (WxL):
390mm x 400mm

UM1100D-20

Double Bowl Undermount Kitchen Sink with Drainer - 1100mm

FEATURES

- Deep Double Bowl
- Stainless Steel (satin finish)
- 1.2mm AISI-304 18/10 Grade Standard
- Modern Undermount Design
- Rounded Inner Corners
- Supplied with Designer Waste and Plug

Technical Information

Dimensions (WxLxH):
1100mm x 450mm x 200mm

Main Bowl Size (WxL):
340mm x 400mm

Second Bowl Size (WxL):
340mm x 400mm

CELIA-SQ


Square Design Kitchen Mixer Tap

FEATURES

- 35mm Cartridge
- Flow Rate: 7.5 L/min
- Spout Reach Length: 190mm
- Spout Reach Height: 290mm
- 500 KPA
- Suitable for mains pressure installation
- 4 Star Water Rating
- WELS Certified

Appliance Selection

60cm Appliances

Ovens <input checked="" type="checkbox"/>		
	DE0316	<input type="checkbox"/>
	DE0502	<input type="checkbox"/>
Cooktops		
	IGC60WOK-A	<input type="checkbox"/>
	CEC60T2	<input type="checkbox"/>
Rangehoods		
	SLR60E	<input type="checkbox"/>
	SRC60REC	<input type="checkbox"/>
	UMH52B	<input type="checkbox"/>
	RHD60CURV-A	<input type="checkbox"/>
Dishwashers		
	DW60B1	<input type="checkbox"/>
	DW60ITD	<input type="checkbox"/>

90cm Appliances

Ovens <input checked="" type="checkbox"/>		
	DEOR90A	<input type="checkbox"/>
	DEOX90	<input type="checkbox"/>
Cooktops		
	IGC90WOK-A	<input type="checkbox"/>
	CEC90	<input type="checkbox"/>
Rangehoods		
	SLR90E	<input type="checkbox"/>
	UMH90B	<input type="checkbox"/>
	RHD90CURV-A	<input type="checkbox"/>
	RHD90TAPE-A	<input type="checkbox"/>
Dishwashers		
	DW60B1	<input type="checkbox"/>
	DW60ITD	<input type="checkbox"/>

Freestanding Ovens

Ovens <input checked="" type="checkbox"/>		
	FBC90	<input type="checkbox"/>
	FCS90	<input type="checkbox"/>
Rangehoods		
	SLR90E	<input type="checkbox"/>
	UMH90B	<input type="checkbox"/>
	RHD90CURV-A	<input type="checkbox"/>
	RHD90TAPE-A	<input type="checkbox"/>
Dishwashers		
	DW60B1	<input type="checkbox"/>
	DW60ITD	<input type="checkbox"/>

Upgrade Options

Cooktops <input checked="" type="checkbox"/>		
	IND60EC	<input type="checkbox"/>
	IND90D	<input type="checkbox"/>
	GOG90LX	<input type="checkbox"/>
Rangehoods		
	HIT60	<input type="checkbox"/>
	HIT90	<input type="checkbox"/>
	HLF90	<input type="checkbox"/>
Dishwasher		
	DW60X1	<input type="checkbox"/>

Top Mount Sinks + Tap

Sinks <input checked="" type="checkbox"/> LHB <input checked="" type="checkbox"/> RHB		
	POL100A	<input type="checkbox"/>
	POL150A	<input type="checkbox"/>
	POL175A	<input type="checkbox"/>
	POL200A	<input type="checkbox"/>
Tap		
	CLASSIC	<input checked="" type="checkbox"/>

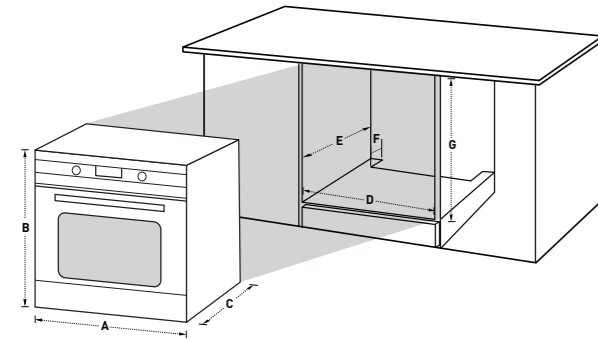
Under Mount Sink + Taps

Sinks <input checked="" type="checkbox"/>		
	UM450-20	<input type="checkbox"/>
	UM760-20	<input type="checkbox"/>
	UM860-20	<input type="checkbox"/>
	UM1100D-20	<input type="checkbox"/>
Tap		
	CELIA-SQ	<input checked="" type="checkbox"/>

NOTE

LHB - Left hand bowls right hand drainer
RHB - Right hand bowls left hand drainer

Technical Drawings

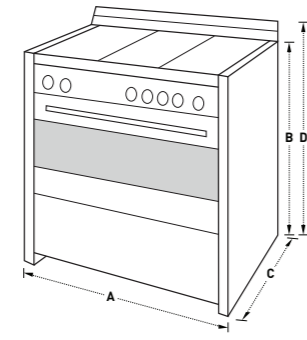


DEO-316

A 595mm E 570mm
B 595mm F 100mm
C 575mm G 600mm
D 560mm

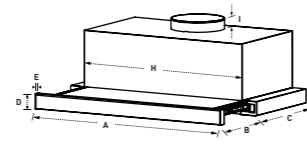
DEO-502

A 595mm E 570mm
B 595mm F 100mm
C 575mm G 600mm
D 560mm



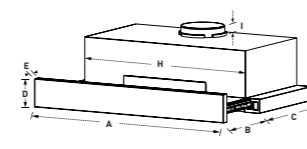
FBC90 / FCS90

A 895mm
B 858 - 918mm
C 600mm
D 918 - 978mm



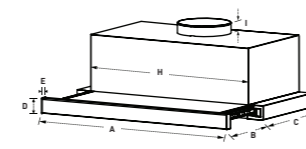
SLR-60E

A 600mm F 160mm
B 194mm G 40mm
C 278mm H 510mm
D 42mm I 28mm
E 20mm



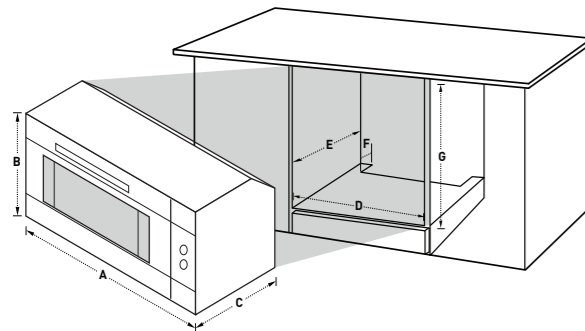
SRC-60-REC

A 599mm F 136mm
B 194mm G 40mm
C 278mm H 510mm
D 80mm I 24mm
E 20mm



SLR-90E

A 900mm F 160mm
B 194mm G 40mm
C 278mm H 810mm
D 42mm I 28mm
E 20mm

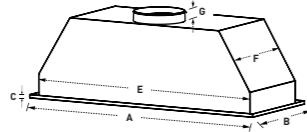


DEO-R90A

A 895mm E 550mm
B 475mm F 100mm
C 548mm G 480mm
D 860mm

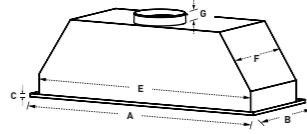
DEO-X90

A 895mm E 550mm
B 480mm F 100mm
C 568mm G 480mm
D 860mm



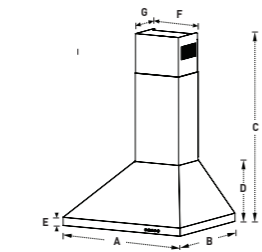
UMH-52B

A 520mm E 480mm
B 280mm F 244mm
C 10mm G 28mm
D 255mm



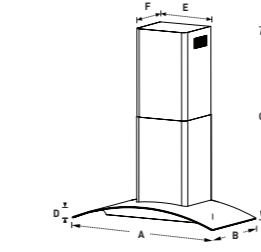
UMH-90B

A 900mm E 860mm
B 280mm F 244mm
C 10mm G 28mm
D 255mm



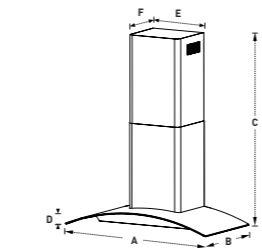
RHD90-TAPE-A

A 900mm D 245mm
B 480mm E 35mm
C 638 - 1000mm F 222mm
G 172mm



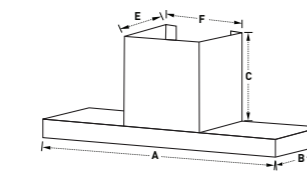
RHD60-CURV-A

A 595mm D 43mm
B 500mm E 320mm
C 540 - 1020mm F 278mm



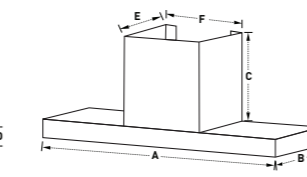
RHD90-CURV-A

A 895mm D 92mm
B 500mm E 320mm
C 540 - 1020mm F 278mm



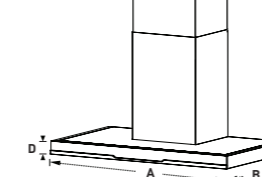
HIT-60

A 565mm D 60mm
B 285mm E 268mm
C 352mm F 279mm



HIT-90

A 865mm D 60mm
B 285mm E 268mm
C 352mm F 279mm

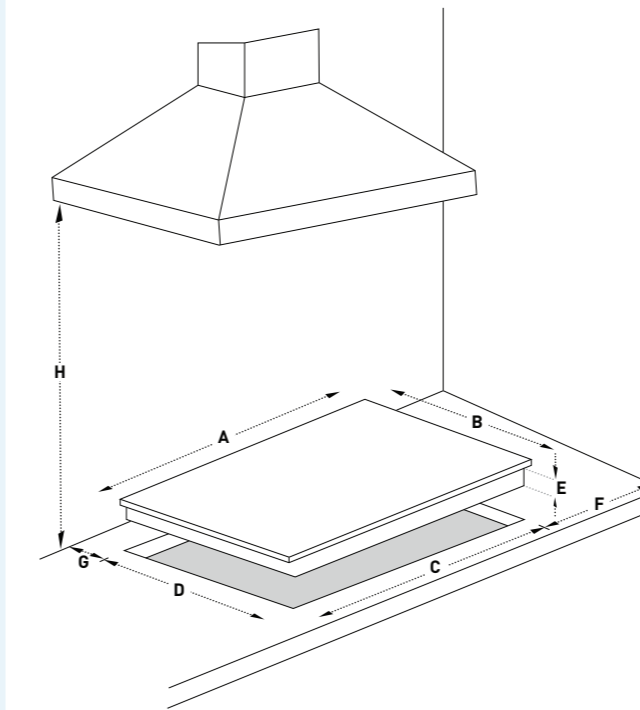


HLF-90

A 900mm D 60mm
B 500mm E 320mm
C 548 - 1000mm F 280mm

NOTE

Please ensure proper ventilation in cabinetry as shown in installation diagrams



CEC60-T2

A 590mm D 490mm
B 520mm E 55mm
C 560mm

IGC60-WOK-A

A 580mm D 473mm
B 500mm E 60mm
C 553mm

IND60-EC

A 590mm D 490mm
B 520mm E 120mm
C 560mm

CEC-90

A 900mm D 490mm
B 520mm E 50mm
C 750mm

IGC90-WOK-A

A 860mm D 475mm
B 500mm E 60mm
C 833mm

IND90-D

A 900mm D 500mm
B 520mm E 120mm
C 880mm

NOTE

F 150mm **Minimum**
G 50mm **Minimum**
H 650mm **Minimum ELECTRIC/INDUCTION**
H 750mm **Minimum GAS**

GOG90LX

A 870mm D 475mm
B 510mm E 55mm
C 833mm

DW-60-B1

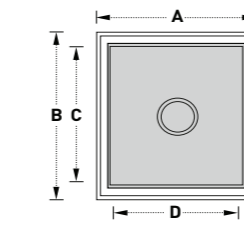
A 1135mm
B 845mm
C 598mm
D 600mm

DW60-ITD

A 1150mm
B 815mm
C 598mm
D 550mm - no panel

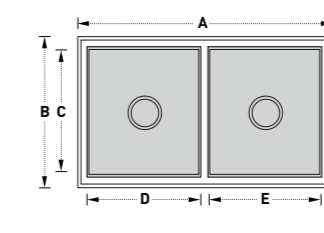
DW60-X1

A 1135mm
B 845mm
C 598mm
D 610mm



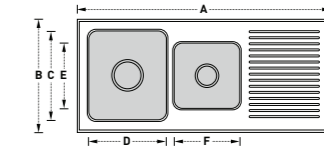
UM-450-20

A 450mm D 400mm
B 450mm
C 400mm



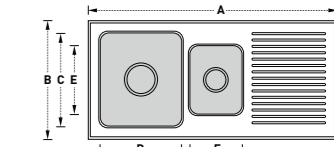
UM-760-20

A 760mm D 340mm
B 450mm E 340mm
C 400mm



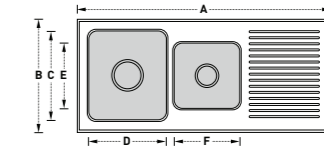
POL-100A

A 780mm D 330mm
B 480mm
C 380mm



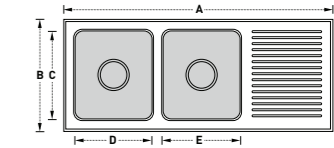
POL-150A

A 980mm D 330mm
B 480mm E 300mm
C 380mm F 200mm



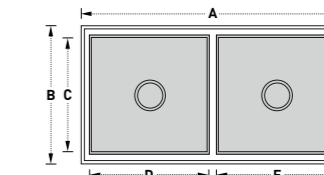
POL-175A

A 1080mm D 330mm
B 480mm E 290mm
C 380mm F 300mm



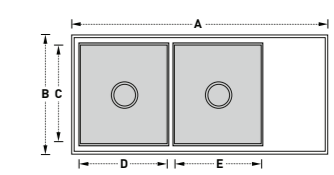
POL-200A

A 1180mm D 330mm
B 480mm E 330mm
C 380mm



UM-860-20

A 860mm D 390mm
B 450mm E 390mm
C 400mm



UM-1100D-20

A 1100mm D 340mm
B 450mm E 340mm
C 400mm

Find Out More

Now you have seen the inspiration and quality that is introduced into all our kitchen appliances, we know you would be interested in what else Domain has to offer.

Please ask for our air conditioning brochure or view our other products online at:

www.domainappliances.com.au

**1 300 GET COOK
(1300 438 266)**

Domain Appliances

2 / 9 Kelletts Road
Rowville VIC 3178

P: (03) 9763 8988

F: (03) 9763 8978

E: info@domainappliances.com.au

W: www.domainappliances.com.au

HOME SERVICE

Home Service is provided for repairs to appliances by trained technicians. For repairs to appliances that are outside the manufacturer's warranty period and not required as a result of a manufacturing defect, a service fee is payable.

Home Service and Spare Parts can be contacted on the web at:

www.domainappliances.com.au

WARRANTY

Domain Appliances warrants that for domestic applications that Domain's kitchen products featured in this brochure are free from defects in materials and workmanship for 2 years (3 months warranty for commercial applications, excluding dishwashers as they are only suitable for domestic or equivalent applications.)

Microwaves, benchtop dishwashers and taps are required to be returned to base for warranty claims. The customer is responsible for shipment back to service centre and will be reimbursed for postage upon receipt of a valid tax invoice.

Full warranty details are available at

www.domainappliances.com.au/warranty

DISCLAIMERS

The product dimensions and specifications in this brochure apply to the specific products and models described at the date of issue. Under our policy of continuous product improvement, these dimensions and specifications may change at any time. You should therefore check with your dealer or Domain Appliances to ensure this brochure correctly describes the products currently available.

The photographs in this brochure are for illustrative purposes only.

All information supplied is to be used for general reference purposes only and is on the understanding that Domain Appliances will not be liable for any loss, liability or damage of whatever kind arising as a result of reliance on such information. Colours of products illustrated are as close as printing limitations allow.

Domain Appliances

September 2019

Copyright © Domain Appliances 2019. All rights reserved.





Lek

VIC Sales/Head Office
37-41 Letcon Drive
Bangholme (Dandenong South)
VIC 3175

NSW Sales Office
188 Newton Road,
Wetherill Park
NSW 2164

QLD Sales Office
36 Smallwood Street,
Underwood
QLD 4119

SA Sales Office
41 Weaver Street,
Edwardstown
SA 5039

1 300 489 399

E: info@leksupply.com.au

W: www.leksupply.com.au